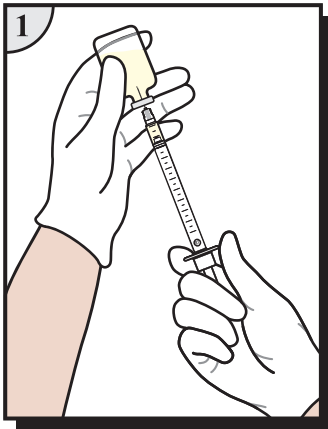


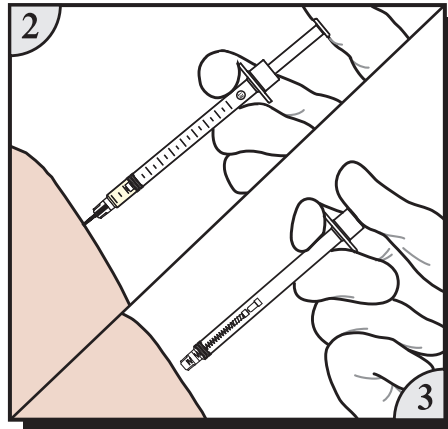


U-100 Insulin Syringe

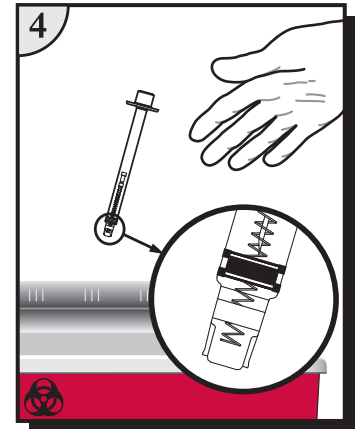
Standard Draw Procedure



In-Patient, Automatic Retraction



Non-Reusable



Product Usage Information:

1. Prepare and give injection using aseptic technique according to institutional policy.
2. For injection into patients, continue depressing plunger to activate automatic needle retraction **while needle is still in patient. Full dose is administered only when needle retraction is activated.**
3. Needle will automatically retract into syringe, preventing exposure to contaminated needle and rendering syringe non-reusable. In the event that needle retraction mechanism does not activate, discard syringe in an appropriate sharps container per protocol of institution. Do not recap contaminated needles.
4. Dispose of VanishPoint® syringe in an appropriate sharps container per protocol of institution.

Precautions:

- Use U-100 Insulin only.
- Single use only. Reuse of this device may result in exposure to bloodborne pathogens, including Hepatitis B virus (HBV), Hepatitis C virus (HCV), and human immunodeficiency virus (HIV).
- Contents are sterile, non-toxic, and non-pyrogenic. Do not use if product or package is damaged.
- Not made with natural rubber latex.
- Use only with attached needle. Needle cannot be changed.
- Automated needle retraction occurs only when barrel is emptied and plunger is fully depressed.
- U.S. Federal Law restricts this device to sale by or on the order of a physician.